



# Board of Health

April 19, 2021



[knoxschools.org](http://knoxschools.org)


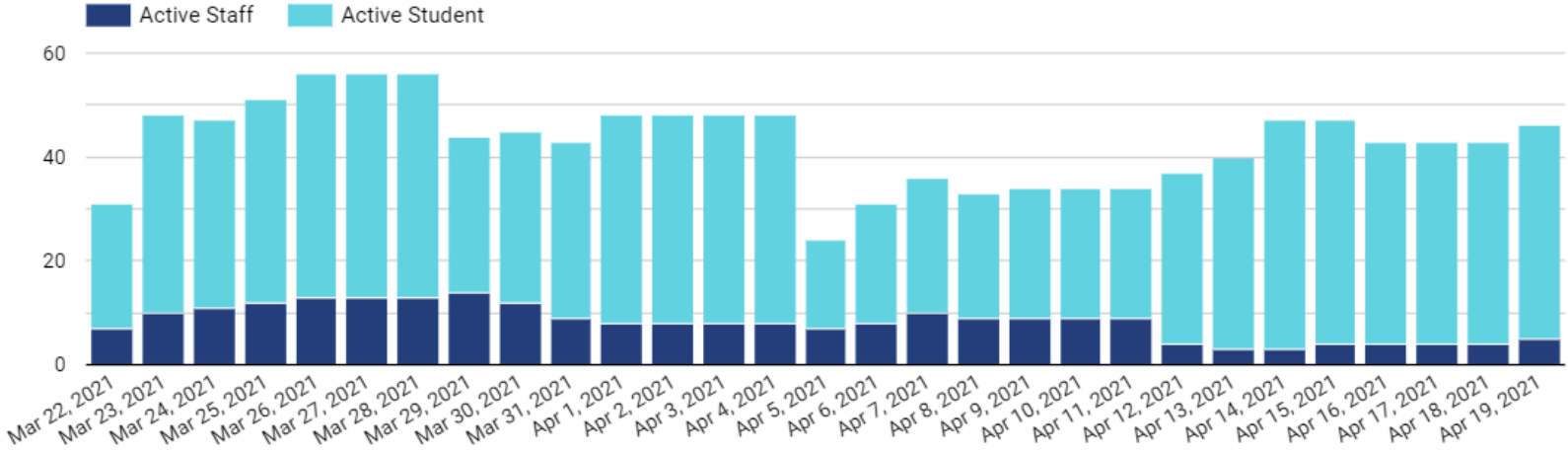
# KCS COVID Dashboard: April 19

Active Cases - Student  
**41**

Active Cases - Staff  
**5**


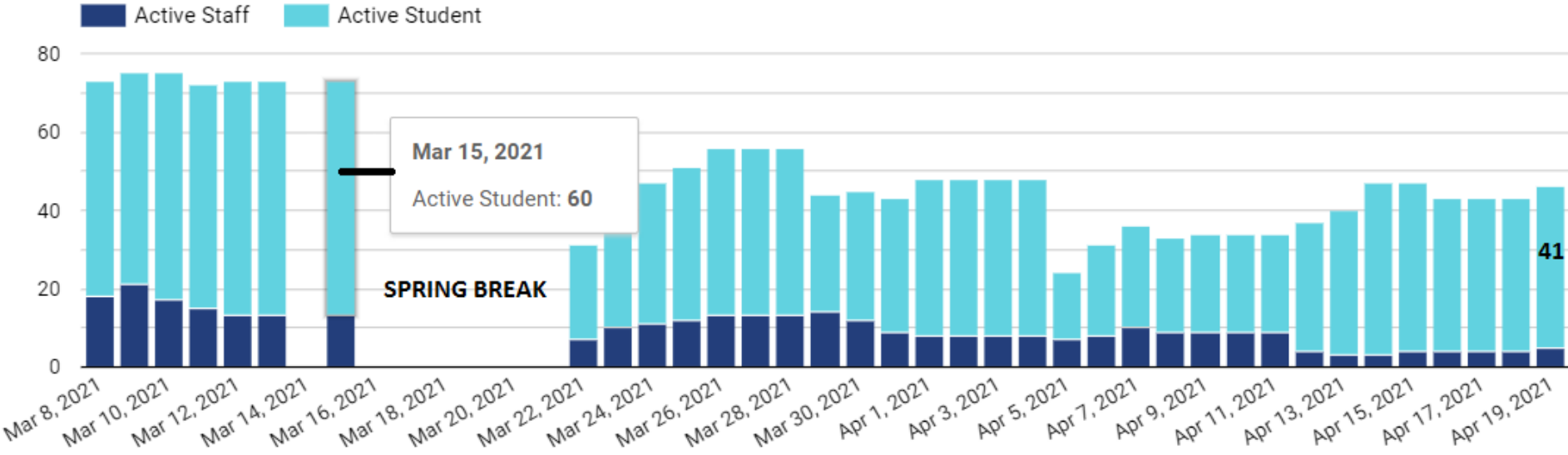
Total Active Cases  
**46**

Mar 22, 2021 - Apr 19, 2021



# KCS Active Cases: March 8-April 19

Mar 8, 2021 - Apr 19, 2021




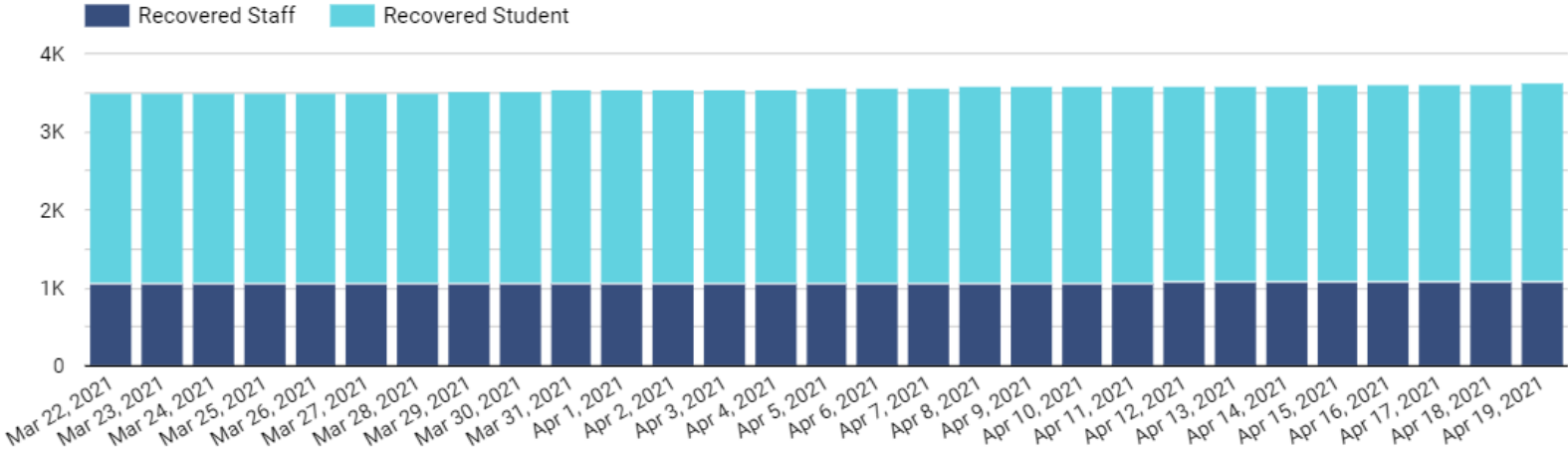
# KCS COVID Dashboard: April 19

Recovered Student  
**2,543**

Recovered Staff  
**1,075**

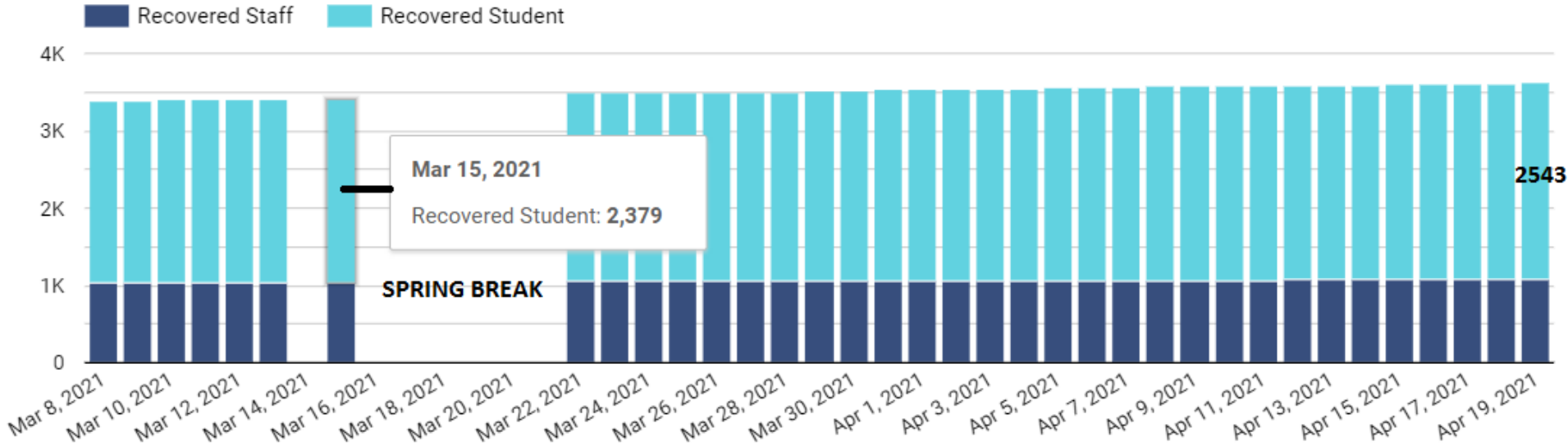
Recovered Total  
**3,618**

Mar 22, 2021 - Apr 19, 2021



# KCS Recovered Cases: March 8-April 19

Mar 8, 2021 - Apr 19, 2021




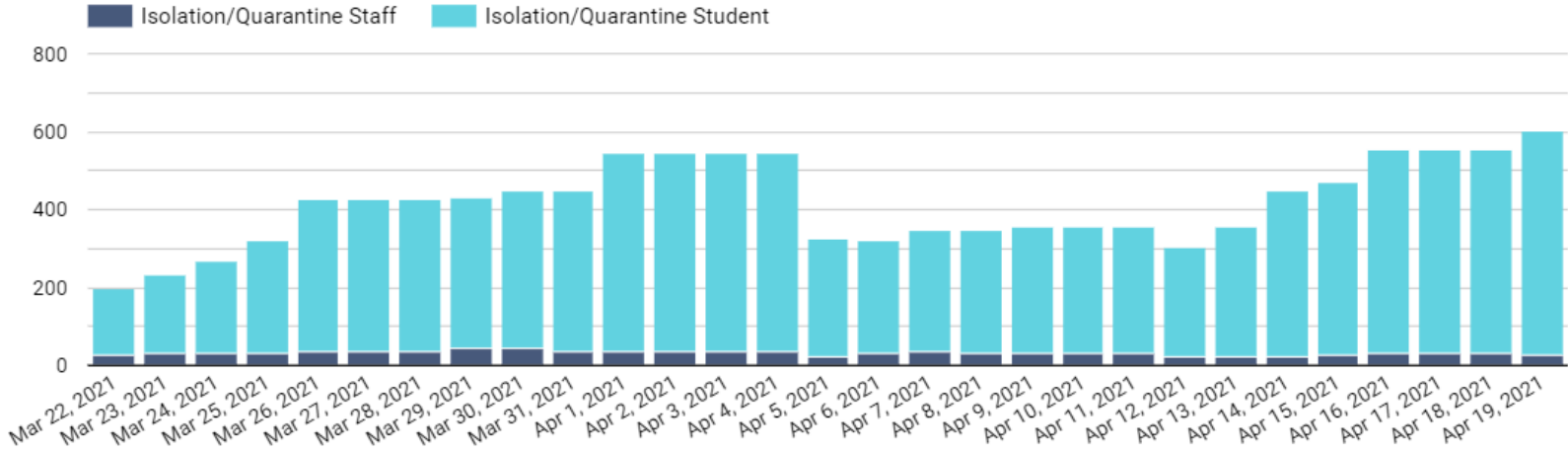
# KCS COVID Dashboard: April 19

Students in Isolation/Quarantine  
**575**

Staff in Isolation/Quarantine  
**27**


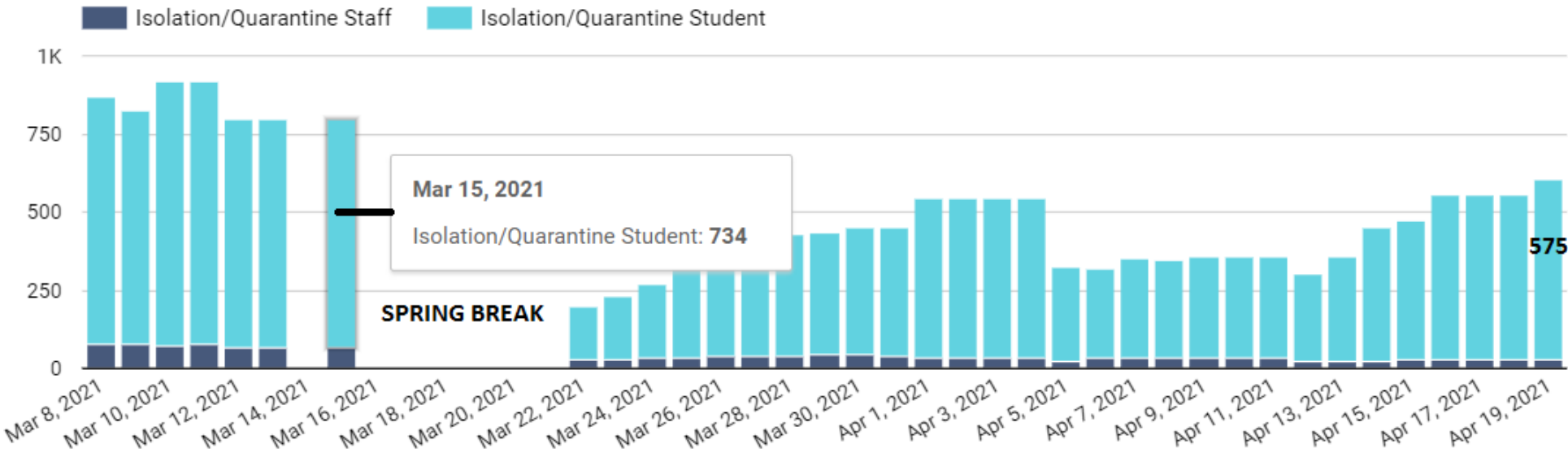
Total in Isolation/Quarantine  
**602**

Mar 22, 2021 - Apr 19, 2021




# KCS Isolation/Quarantine: March 8-April 19

Mar 8, 2021 - Apr 19, 2021



# KCS Daily COVID Metrics: April 19


KCS COVID Metrics - Updated Daily at 4 p.m.





# KCS Daily COVID Metrics

Metric (daily)	Green	Yellow	Red
Student attendance rate	Attendance rate of 93% or greater	Attendance rate between 90% and less than 93%	Attendance rate of less than 90% <i>(based on historical data when closing for illness)</i>
Teacher/school-based staff attendance rate	Attendance rate of 93% or greater	Attendance rate between 90% and less than 93%	Attendance rate of less than 90% <i>(based on historical data when closing for illness)</i>
Student Transportation	Less than 5% service interruption	Between 5% and 10% service interruption	Continual service interruption of greater than 10%
Support Staff absence rate (cafeteria workers)	Combined absence and vacancy rate of less than 15%	Combined absence and vacancy rate between 15% and 20%	Combined absence and vacancy rate greater than 20%
Support Staff absence rate (custodians)	Combined absence and vacancy rate of less than 15%	Combined absence and vacancy rate between 15% and 20%	Combined absence and vacancy rate greater than 20%
Substitute fill rate	Fill rate greater than 75%	Fill rate between 70% and 75%	Fill rate less than 70% <i>(based on historical data when closing for illness)</i>



# Schools Providing Online Learning Only

\* No schools have moved to online learning since prior to Spring Break

